Astrofizyka Cząstek w Polsce 2017
Kraków
20 - 22 września 2017

New probes of cosmological expansion

Marek Biesiada
Department of Astrophysics and Cosmology
Institute of Physics,
University of Silesia
Katowice, Poland

Instytut Fizyki
im. Augusta Chełkowskiego

UNIVERSITY OF SILESIA
IN KATOWICE

Standard candles:

- **Supernovae Ia**

Riess 1998, Perlmutter 1999, Wood-Vasey 2007, Kowalski 2008, Amanullah 2010

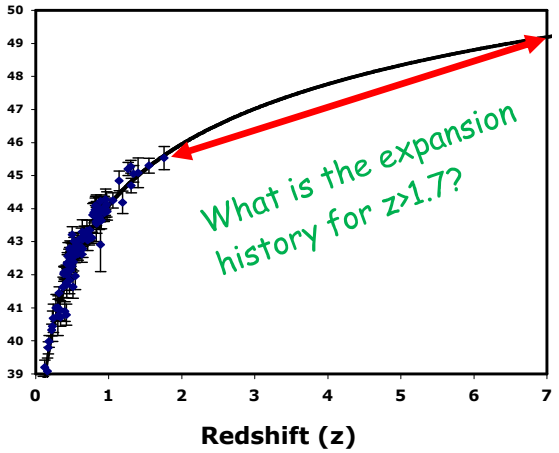

Gamma Ray Bursts (GRBs)

Schaffer 1996 ,
Ghirlanda 2004, Amati 2006,
Capozziello et al. 2011; Dainotti 2009

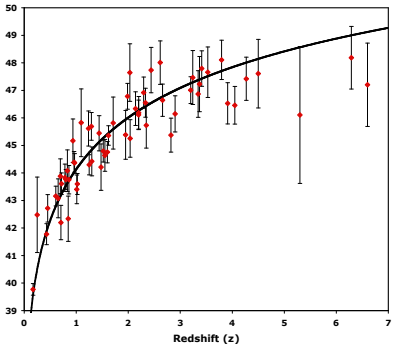

Standard sirens (inspiralling binaries)

we are in era of GW astronomy !

Standard rulers:

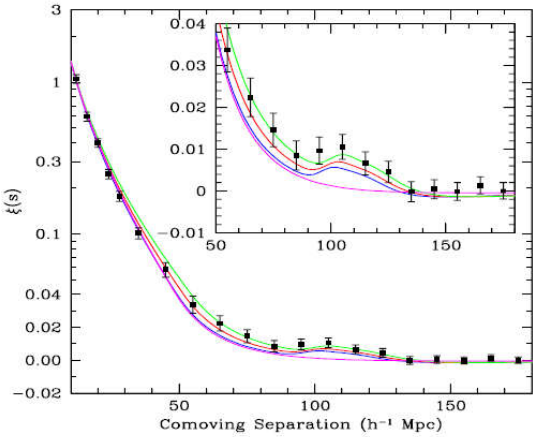

Statistical standard rulers:

*CMBR acoustic peaks Spergel et al. 2007, Komatsu et al. 2011,

* BAO Eisenstein 2005

Individual standard rulers:

* Ultracompact radio sources

Kellermann 1993, Gurvitz 1994

* Fanaroff-Riley type IIb double-sided radio sources

Daly 1994, Daly et al. 2002, 2007

* Clusters of galaxies: combined X-ray + SZ data

New well calibrated sample !
S.Cao, M.B. et al. 2017

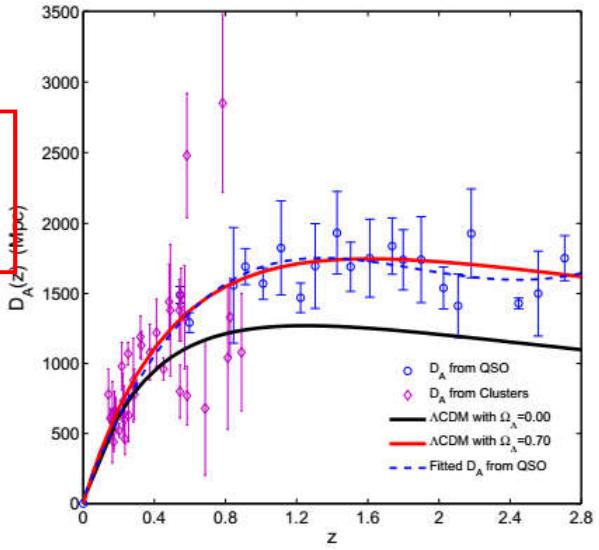



*Gravitational Lenses – a new class of standard(izable) rulers
M.B., S. Cao, et al.

Redshift reach of different cosmological probes

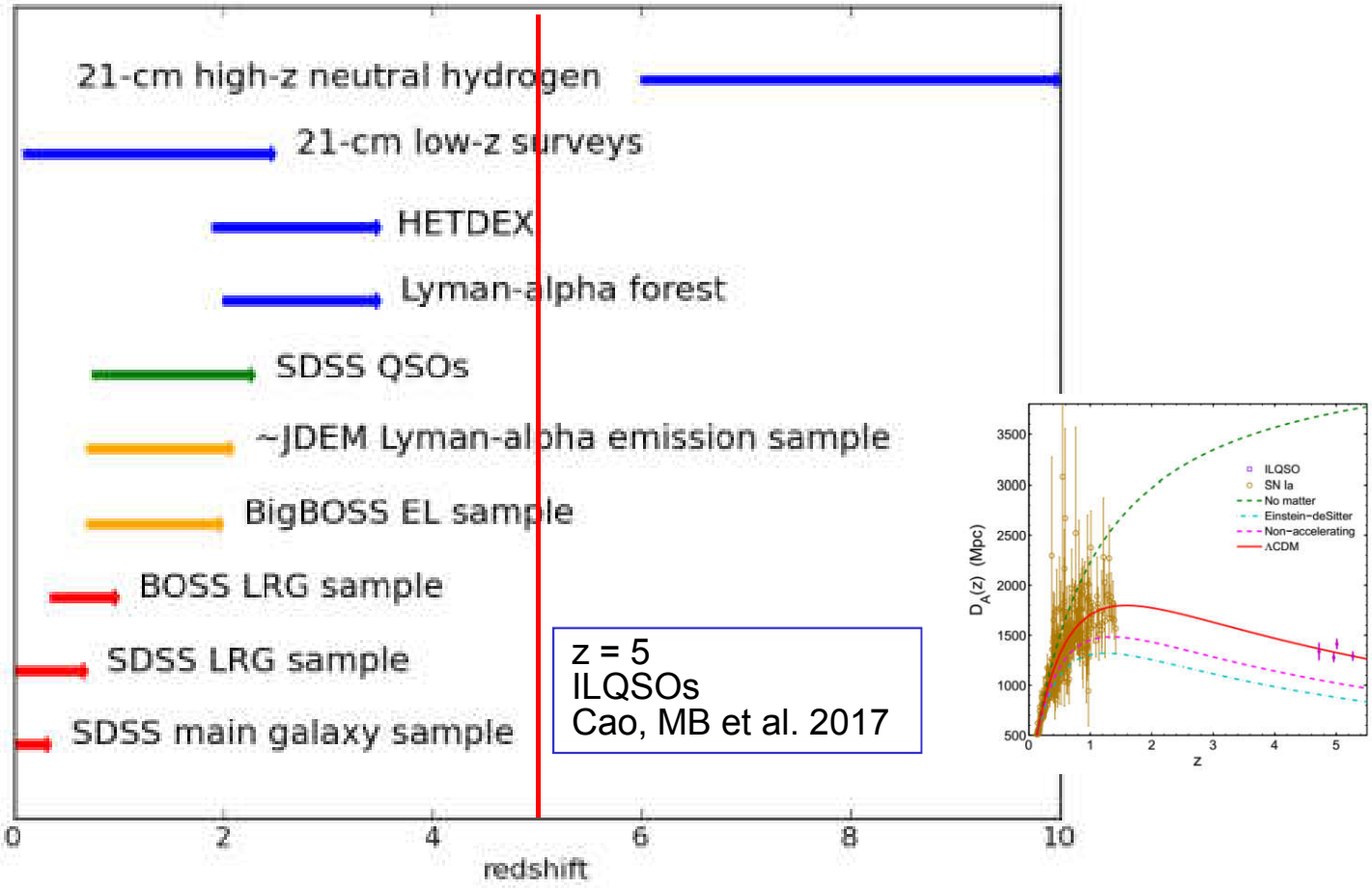

THE ASTROPHYSICAL JOURNAL, 806:66 (7pp), 2015 June 10 doi:10.1088/0004-637X/806/1/66
© 2015. The American Astronomical Society. All rights reserved.

EXPLORING THE PROPERTIES OF MILLIARCSECOND RADIO SOURCES

SHUO CAO[1], MAREK BIESIADA[1,2], XIAOGANG ZHENG[1], AND ZONG-HONG ZHU[1]
[1] Department of Astronomy, Beijing Normal University, 100875, Beijing, China; zhuzh@bnu.edu.cn
[2] Department of Astrophysics and Cosmology, Institute of Physics, University of Silesia, Uniwersytecka 4, 40-007 Katowice, Poland
Received 2015 January 7; accepted 2015 April 9; published 2015 June 9

$$\theta(z) = \frac{l_m}{D_A(z)}$$

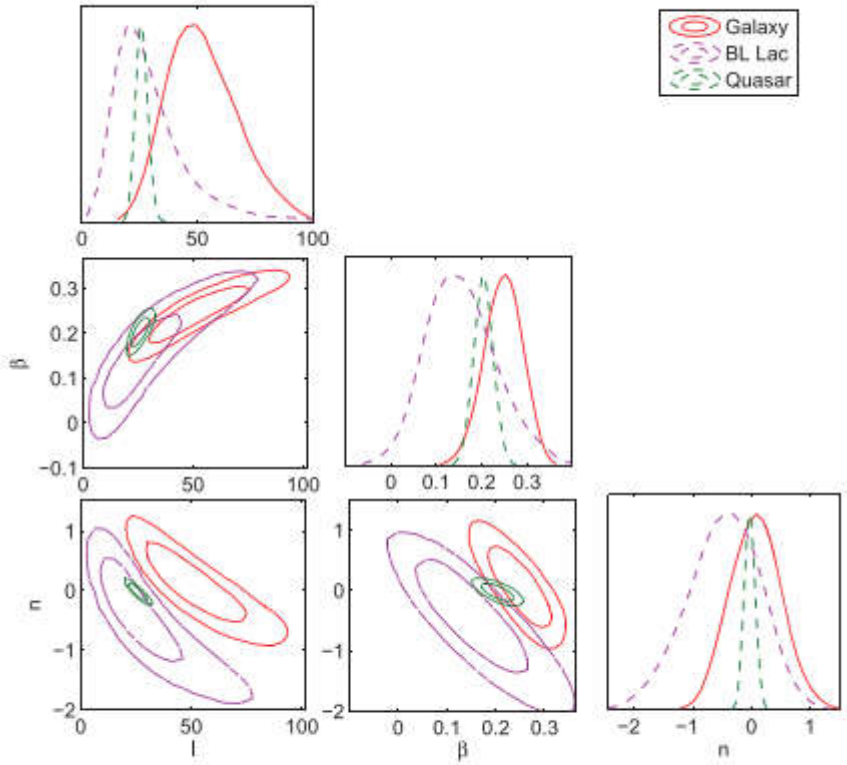

Figure 3. Constraints on compact source parameters obtained from three sub-samples with different optical counterparts.

$$l_m = l\left(\frac{L}{L_0}\right)^{\beta}(1+z)^n$$

Conclusion:

only radio quasars are promissing for further calibration

Journal of Cosmology and Astroparticle Physics
An IOP and SISSA journal

JCAP02(2017)01

Measuring the speed of light with ultra-compact radio quasars

Shuo Cao,[a] Marek Biesiada,[a,b] John Jackson,[a] Xiaogang Zheng,[a]
Yuhang Zhao[a] and Zong-Hong Zhu[a]

Ultra-compact structure in intermediate-luminosity radio quasars: building a sample of standard cosmological rulers and improving the dark energy constraints up to $z \sim 3$

Shuo Cao[1], Xiaogang Zheng[1,2], Marek Biesiada[1,2], Jingzhao Qi[1], Yun Chen[3], Zong-Hong Zhu[1,⋆]

120 VLBI sources
at 2 GHz

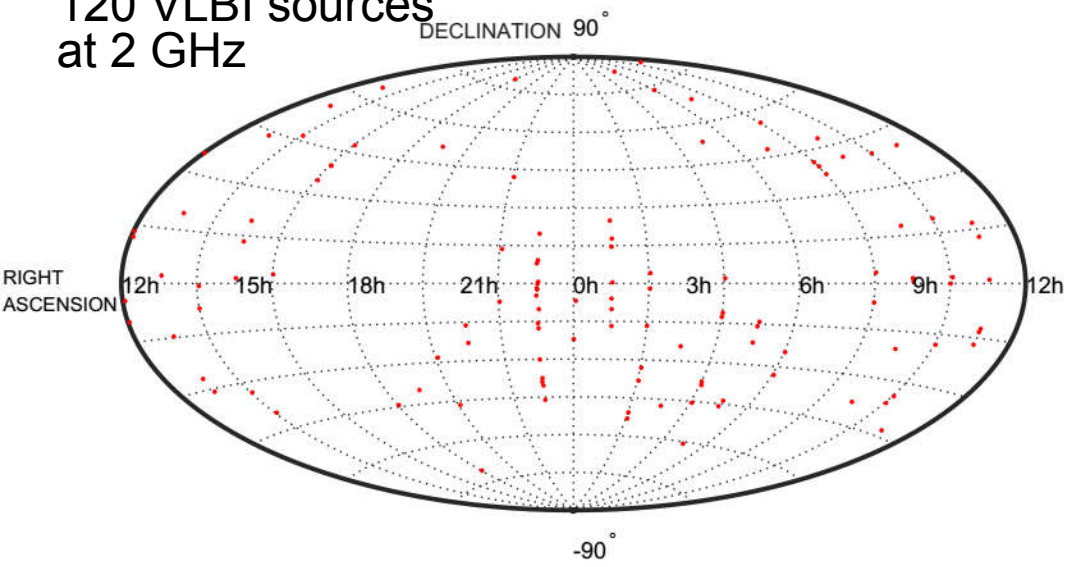

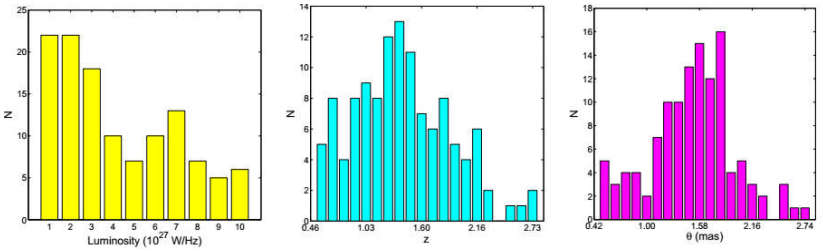

l = 11.03 ±0.25 pc

Steps:

1. expansion rate reconstruction from H(z) data (cosmic chronometers)

2. robust selection of luminosity sample

3. calibration of standard rulers

4. $D_A(z)$ reconstruction (GP) from binned ILQSO data or use of calibrated ILQSO for cosmological parameter inference

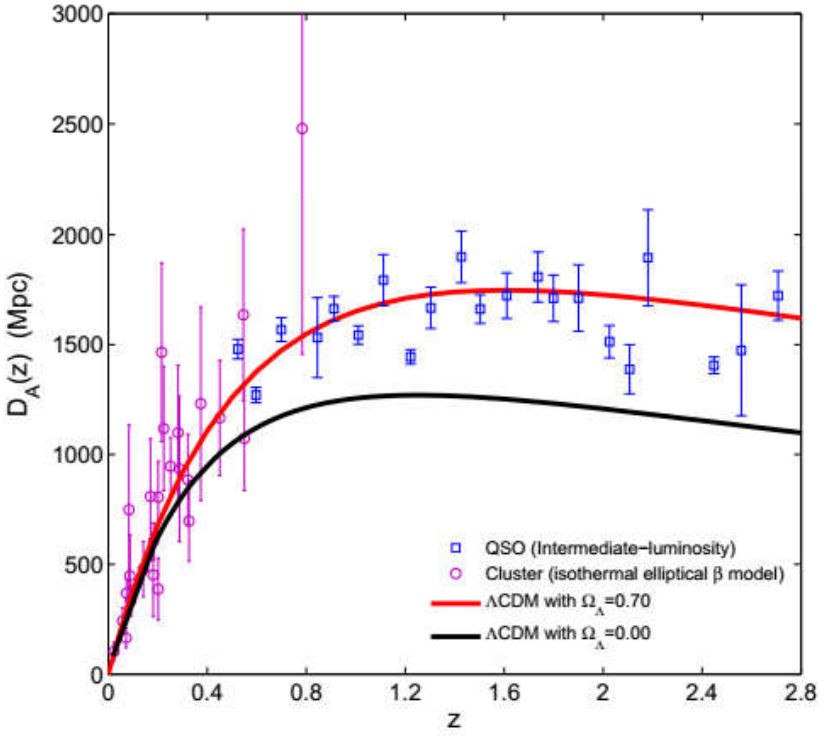

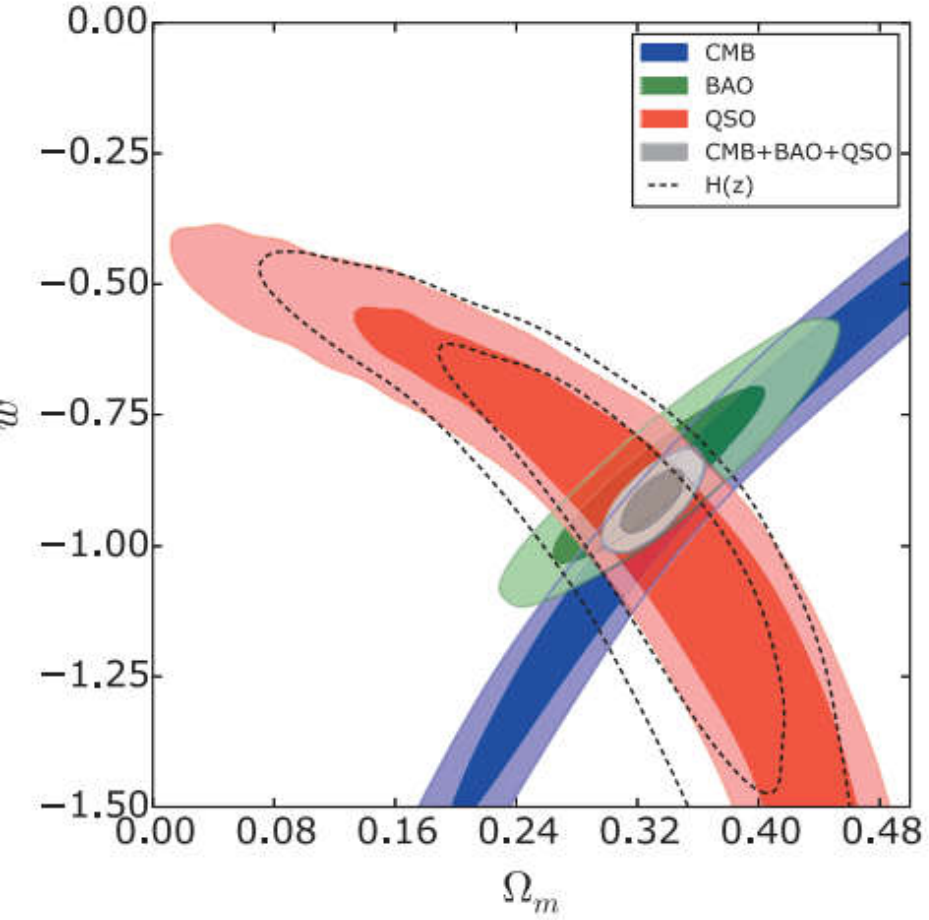
CMB
BAO
QSO
CMB+BAO+QSO
H(z)
0.00
−0.25
−0.50
−0.75
−1.00
−1.25
−1.50
w
0.00
0.08
0.16
0.24
0.32
0.40
0.48
Ω_m

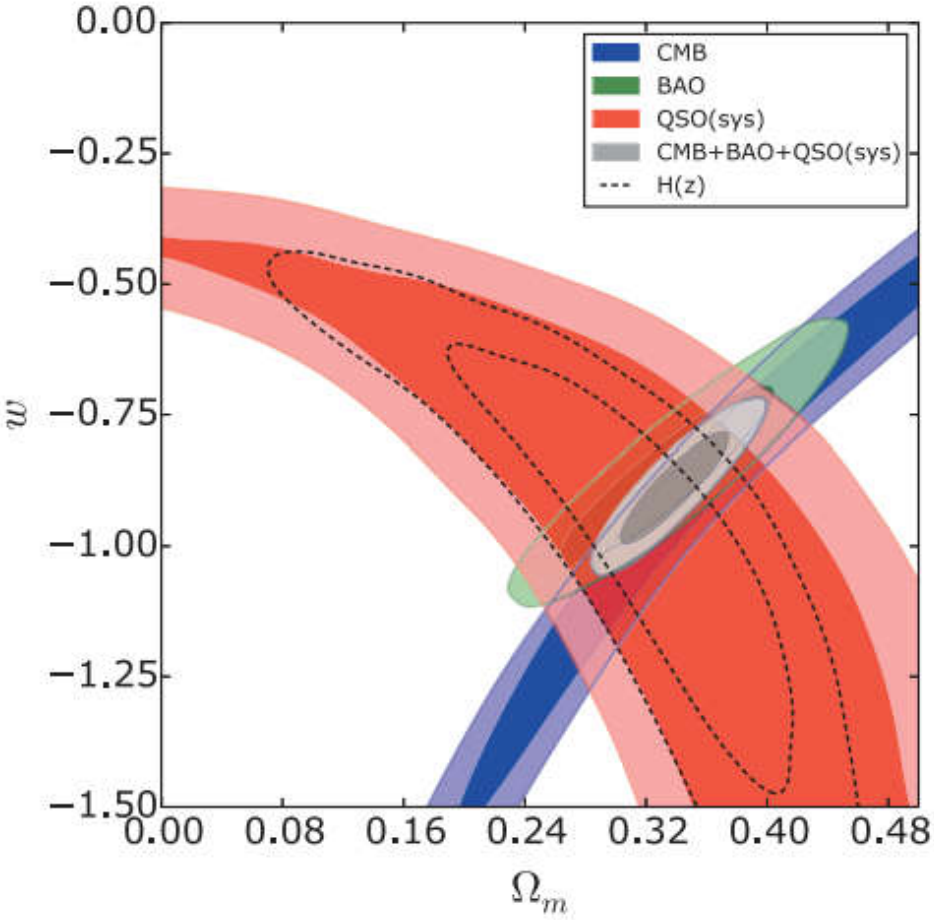
CMB
BAO
QSO(sys)
CMB+BAO+QSO(sys)
H(z)
0.00
−0.25
−0.50
−0.75
−1.00
−1.25
−1.50
w
0.00
0.08
0.16
0.24
0.32
0.40
0.48
Ω_m

GP reconstructed $D_A(z)$ from ILQSO (+ clusters right panel)

GP reconstructed H (z) from cosmic chronometers

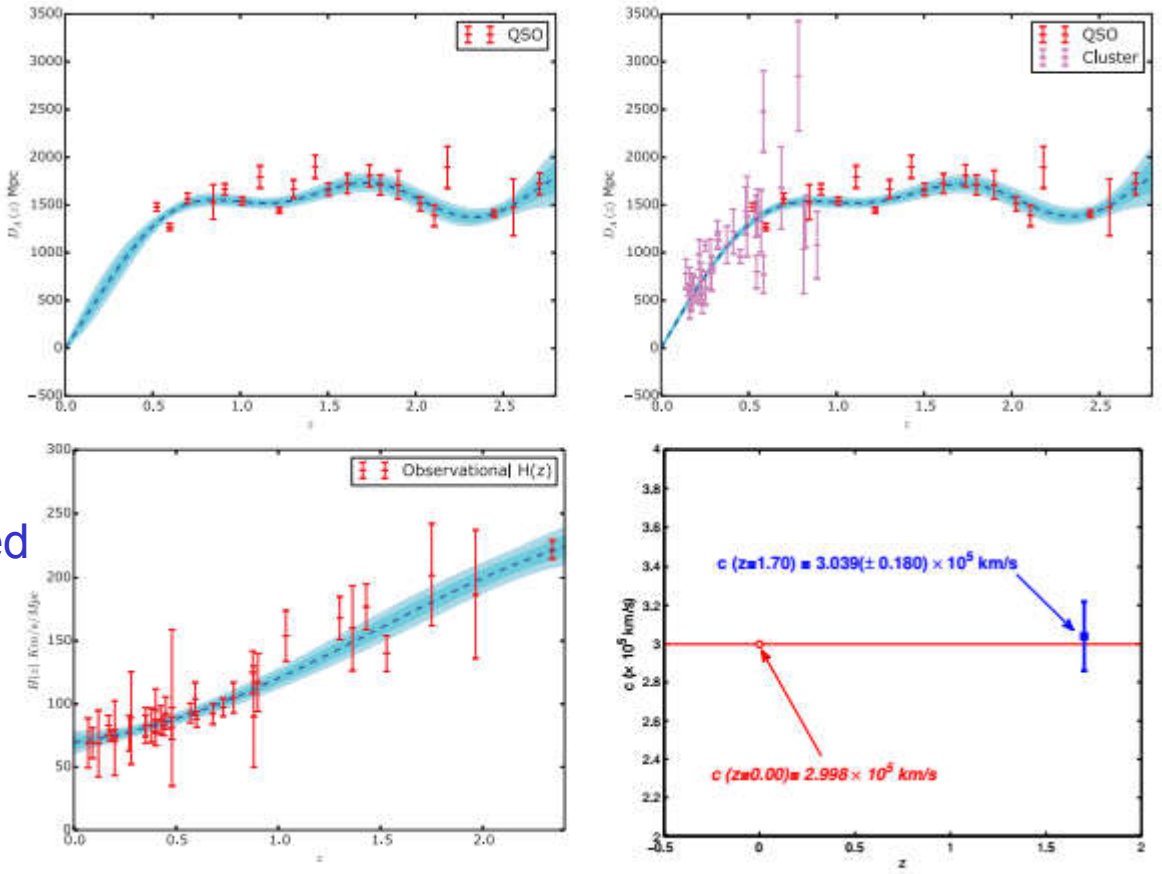

Speed of light derived

accroding to the idea of

V.Salzano , M.P. Dabrowski R Lazkoz *Phys. Rev. Lett.* **114** (2015) 101304

Figure 7. Upper left: GP reconstructed $D_A(z)$ using the data concerning quasars; Upper right: GP reconstructed $D_A(z)$ using the data with both quasar and cluster observations; Lower left: GP reconstructed $H(z)$ data with Hubble parameter observations; Lower right: the measured speed of light c at redshift $z = 1.70$ (blue square with error bars) and c_0 at redshift $z = 0$ (red circle). Standard assumes that c is a universal constant c_0 so the red horizontal line has also been added for comparison.

Eur. Phys. J. C (2017) 77:502
DOI 10.1140/epjc/s10052-017-5069-1

THE EUROPEAN PHYSICAL JOURNAL C

CrossMark

Regular Article - Theoretical Physics

New observational constraints on $f(T)$ cosmology from radio quasars

Jing-Zhao Qi[1], Shuo Cao[1,a], Marek Biesiada[1,2], Xiaogang Zheng[1,2], Zong-Hong Zhu[1]

[1] Department of Astronomy, Beijing Normal University, Beijing 100875, China
[2] Department of Astrophysics and Cosmology, Institute of Physics, University of Silesia, Uniwersytecka 4, 40-007 Katowice, Poland

Original idea of using strong lensing systems as a tool for cosmology

velocity dispersion - spectroscopy

$$\theta_E = 4\pi\left(\frac{\sigma_v}{c}\right)^2 \frac{D_{LS}}{D_S}$$

Astrometry – location of images

distance ratio sensitive to cosmology

PHYSICAL REVIEW D **73,** 023006 (2006)

Strong lensing systems as a probe of dark energy in the universe

Marek Biesiada[1,*]

[1]*Department of Astrophysics and Cosmology, University of Silesia, Uniwersytecka 4, 40-00*

(Received 3 November 2005; published 23 January 2006)

Monthly Notices of the ROYAL ASTRONOMICAL SOCIETY

Mon. Not. R. Astron. Soc. **406,** 1055–1059 (2010) doi:10.1111/j.136

Journal of Cosmology and Astroparticle Physics
An IOP and SISSA Journal

Constraints on cosmological models from strong gravitational lensing systems

Shuo Cao,[a] Yu Pan,[a,b] Marek Biesiada,[c] Wlodzimierz Godlowski[d] and Zong-Hong Zhu[a,1]

Cosmic equation of state from strong gravitational lensing systems

Marek Biesiada,★ Aleksandra Piórkowska★ and Beata Malec★

Department of Astrophysics and Cosmology, Institute of Physics, University of Silesia, Uniwersytecka 4, 40-007 Katowice, Poland

The Astrophysical Journal, 806:185 (12pp), 2015 June 20 doi:10.1088/0004-637X/806/2/185
© 2015. The American Astronomical Society. All rights reserved.

COSMOLOGY WITH STRONG-LENSING SYSTEMS

Shuo Cao[1], Marek Biesiada[1,2], Raphaël Gavazzi[3], Aleksandra Piórkowska[2], and Zong-Hong Zhu[1]
[1] Department of Astronomy, Beijing Normal University, Beijing 100875, China; zhuzh@bnu.edu.cn
[2] Department of Astrophysics and Cosmology, Institute of Physics, University of Silesia, Uniwersytecka 4, 40-007, Katowice, Poland
[3] Institute d'Astrophysique de Paris, UMR7095 CNRS—Universite Pierre et Marie Curie, 98bis bd Arago, F-75014 Paris, France
Received 2015 January 23; accepted 2015 May 1; published 2015 June 17

118 lenses:

SLACS	57
BELLS	25
SL2S	5
LSD	5

Spherical power-law mass distribution

$$\rho \propto r^{-\gamma}$$

Stellar dynamics (spherical Jeans equation): mass inside projected aperture radius scaled to Einstein radius

Lensing: mass inside Einstein radius

$$M_{\rm lens} = \frac{c^2}{4G}\frac{D_{\rm s}D_{\rm l}}{D_{\rm ls}}\theta_{\rm E}^2 \quad + \quad M_{\rm dyn} = \frac{\pi}{G}\sigma_{\rm ap}^2 R_{\rm E}\left(\frac{R_{\rm E}}{R_{\rm ap}}\right)^{2-\gamma} f(\gamma)$$

$$= \frac{\pi}{G}\sigma_{\rm ap}^2 D_{\rm l}\theta_{\rm E}\left(\frac{\theta_{\rm E}}{\theta_{\rm ap}}\right)^{2-\gamma} f(\gamma)$$

$$\theta_{\rm E} = 4\pi\frac{\sigma_{\rm ap}^2}{c^2}\frac{D_{\rm ls}}{D_{\rm s}}\left(\frac{\theta_{\rm E}}{\theta_{\rm ap}}\right)^{2-\gamma} f(\gamma)$$

Based on SLACS
Koopmans et al. 2006

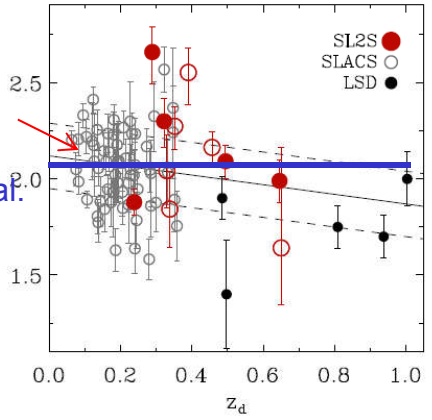

A.Ruff , R.Gavazzi et al. 2010

$$\gamma(z_{\rm l}) = \gamma_0 + \gamma_{\rm l} z_{\rm l}$$

γ slope evolution

$$D^{\rm obs} = \frac{c^2\theta_{\rm E}}{4\pi\sigma_{\rm ap}^2}\left(\frac{\theta_{\rm ap}}{\theta_{\rm E}}\right)^{2-\gamma} f^{-1}(\gamma) \quad \text{vs.} \quad D^{\rm th}(z_{\rm l}, z_{\rm s}; p) = \frac{D_{\rm ls}(p)}{D_{\rm s}(p)} = \frac{\int_{z_{\rm l}}^{z_{\rm s}} \frac{dz'}{h(z';p)}}{\int_0^{z_{\rm s}} \frac{dz'}{h(z';p)}}$$

Table 2
Dark Energy (XCDM Model and CPL Parametrization) Constraints Obtained on the Full 118 Strong-lensing (SL) Sample[a]

Cosmology (Sample)	w_0	w_1	γ_0	γ_1
XCDM1 (SL; σ_{ap})	$w_0 = -1.45^{+0.54}_{-0.95}$	$w_1 = 0$	$\gamma_0 = 2.03 \pm 0.06$	$\gamma_1 = 0$
XCDM1 (SL; σ_0)	$w_0 = -1.15^{+0.56}_{-1.20}$	$w_1 = 0$	$\gamma_0 = 2.07 \pm 0.07$	$\gamma_1 = 0$
XCDM2 (SL; σ_{ap})	$w_0 = -1.48^{+0.54}_{-0.94}$	$w_1 = 0$	$\gamma_0 = 2.06 \pm 0.09$	$\gamma_1 = -0.09 \pm 0.16$
XCDM2 (SL; σ_0)	$w_0 = -1.35^{+0.67}_{-1.50}$	$w_1 = 0$	$\gamma_0 = 2.13^{+0.07}_{-0.12}$	$\gamma_1 = -0.09 \pm 0.17$
CPL1 (SL; σ_{ap})	$w_0 = -0.15^{+1.27}_{-1.60}$	$w_1 = -6.95^{+7.25}_{-3.05}$	$\gamma_0 = 2.08 \pm 0.09$	$\gamma_1 = -0.09 \pm 0.17$
CPL1 (SL; σ_0)	$w_0 = -1.00^{+1.54}_{-1.95}$	$w_1 = -1.85^{+4.85}_{-6.75}$	$\gamma_0 = 2.14^{+0.07}_{-0.10}$	$\gamma_1 = -0.10 \pm 0.18$
CPL2 (SL; σ_{ap})	$w_0 = -0.16^{+1.21}_{-1.48}$	$w_1 = -6.25^{+6.25}_{-3.75}$	$\gamma_0 = 2.08$	$\gamma_1 = -0.09$
CPL2 (SL; σ_0)	$w_0 = -1.05^{+1.43}_{-1.77}$	$w_1 = -1.65^{+4.25}_{-6.35}$	$\gamma_0 = 2.14$	$\gamma_1 = -0.10$
CPL2 (SN)	$w_0 = -1.00 \pm 0.40$	$w_1 = -0.12^{+1.58}_{-2.78}$	□	□

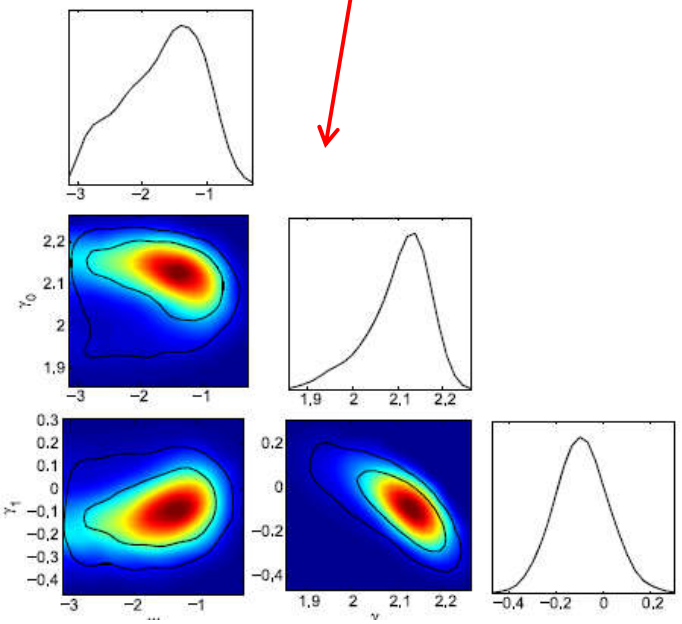

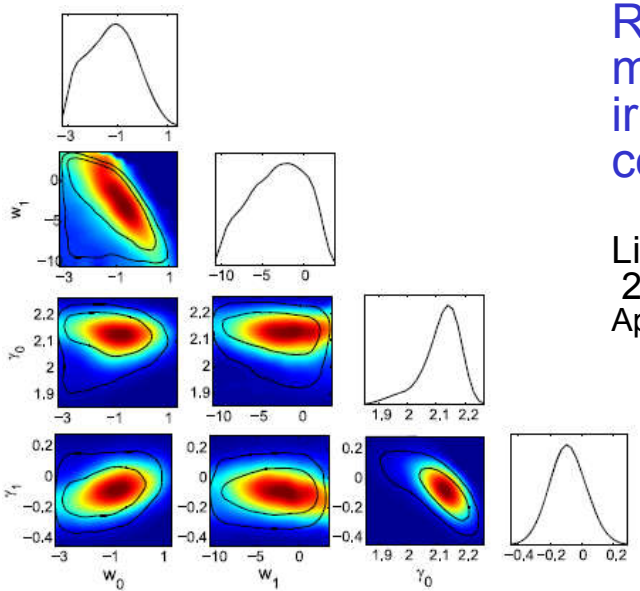

Robust inference of mass density profile – irrespective of cosmological model

Li, Cao, Zheng, M.B., Zhu 2015
ApJ submitted

THE ASTROPHYSICAL JOURNAL, 835:92 (7pp), 2017 January 20 doi:10.3847/1538-4357/835/1/92
© 2017. The American Astronomical Society. All rights reserved.

TEST OF PARAMETRIZED POST-NEWTONIAN GRAVITY WITH GALAXY-SCALE STRONG LENSING SYSTEMS

SHUO CAO[1], XIAOLEI LI[1], MAREK BIESIADA[1,2], TENGPENG XU[1], YONGZHI CAI[1], AND ZONG-HONG ZHU[1]
[1] Department of Astronomy, Beijing Normal University, 100875, Beijing, China; zhuzh@bnu.edu.cn
[2] Department of Astrophysics and Cosmology, Institute of Physics, University of Silesia, Uniwersytecka 4, 40-007 Katowice, Poland
Received 2016 September 11; revised 2016 November 18; accepted 2016 December 2; published 2017 January 20

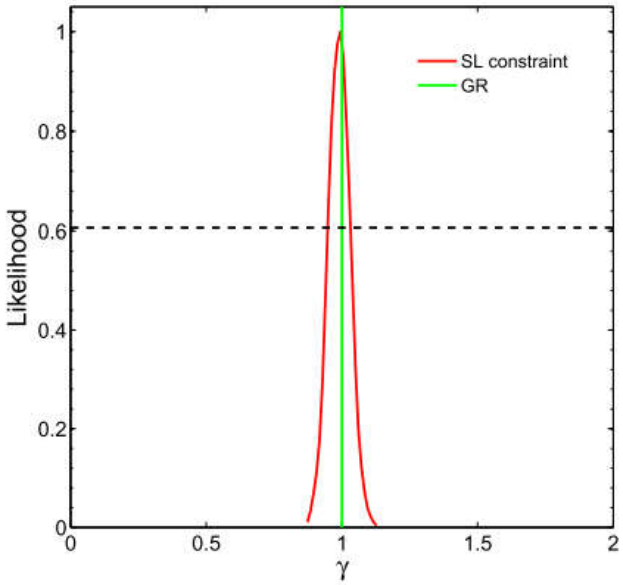

Figure 3. Normalized posterior likelihood of the PPN γ parameter obtained with rigid priors on the nuisance parameters (α, β, δ).

$$\gamma = 0.995^{+0.037}_{-0.047}$$

Table 1
Sensitivity of Constraints on γ with Respect to the Galaxy Structure Parameters

Systematics	PPN Parameter
$\alpha = 2.00$; $\beta = 0.18$; $\delta = 2.40$	$\gamma = 0.995^{+0.037}_{-0.047}$
$\alpha = 1.92$; $\beta = 0.18$; $\delta = 2.40$	$\gamma = 0.860 \pm 0.040$
$\alpha = 2.08$; $\beta = 0.18$; $\delta = 2.40$	$\gamma = 1.169 \pm 0.050$
$\alpha = 2.00$; $\beta = 0.05$; $\delta = 2.40$	$\gamma = 0.914 \pm 0.043$
$\alpha = 2.00$; $\beta = 0.31$; $\delta = 2.40$	$\gamma = 1.087 \pm 0.043$
$\alpha = 2.00$; $\beta = 0.18$; $\delta = 2.29$	$\gamma = 1.111 \pm 0.044$
$\alpha = 2.00$; $\beta = 0.18$; $\delta = 2.51$	$\gamma = 0.883 \pm 0.039$

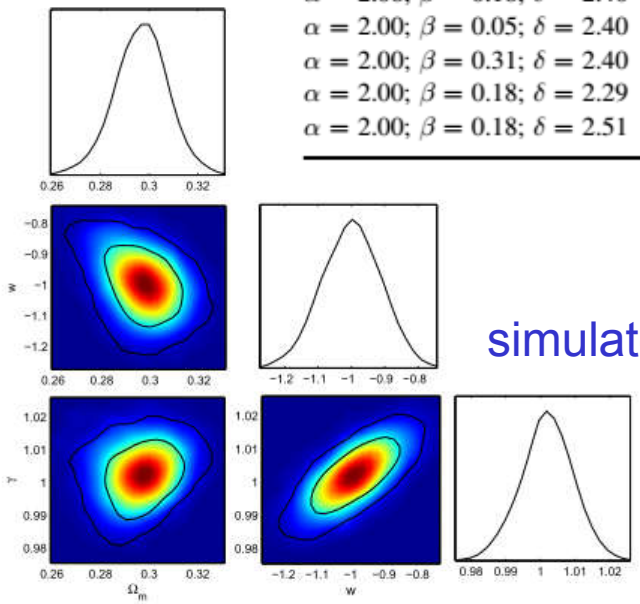

simulated LSST data

Figure 7. Constraints on the PPN parameter and cosmological parameters from the simulated LSST strong lensing data.

How much space curvature g_{ij} is produced by unit rest mass ?

THE ASTROPHYSICAL JOURNAL, 822:74 (5pp), 2016 May 10 doi:10.3847/0004-637X/822/2/74
© 2016. The American Astronomical Society. All rights reserved.

THE DISTANCE DUALITY RELATION FROM STRONG GRAVITATIONAL LENSING

KAI LIAO[1], ZHENGXIANG LI[2], SHUO CAO[2], MAREK BIESIADA[2,3], XIAOGANG ZHENG[2], AND ZONG-HONG ZHU[2]
[1] School of Science, Wuhan University of Technology, Wuhan 430070, China; liaokai@mail.bnu.edu.cn
[2] Department of Astronomy, Beijing Normal University, Beijing 100875, China
[3] Department of Astrophysics and Cosmology, Institute of Physics, University of Silesia, Uniwersytecka 4, 40-007 Katowice, Poland
Received 2016 January 10; accepted 2016 March 15; published 2016 May 10

$$\frac{D_A(z)(1+z)^2}{D_L(z)} \equiv 1$$

Etherington reciprocity relation

Pre-assumptions:
- metric theory of gravity
- photon number conserved in the beam

D_A dist. ratios from SL systems

D_L dist. ratios from SN Ia

$$\frac{D^A(z)(1+z)^2}{D^L(z)} = \eta(z) \approx 1 + \eta_0 z.$$

	SL
η_0	$-0.005^{+0.351}_{-0.215}(1\sigma)^{+0.907}_{-0.386}(2\sigma)$
α	$0.129^{+0.092}_{-0.088}(1\sigma)^{+0.189}_{-0.176}(2\sigma)$
β	$6.700^{+2.017}_{-1.415}(1\sigma)^{+3.264}_{-1.957}(2\sigma)$
f_e	$1.022^{+0.029}_{-0.030}(1\sigma)^{+0.055}_{-0.062}(2\sigma)$
M_B	cancels for the ratios

stretching factor

color factor

velocity dispersion factor

Gravitational waves detected 100 years after Einstein's prediction

LIGO PRESS RELEASE

Selected for a Viewpoint in *Physics*
PRL **116,** 061102 (2016) PHYSICAL REVIEW LETTERS week ending 12 FEBRUARY 2016

Observation of Gravitational Waves from a Binary Black Hole Merger

B. P. Abbott *et al.*[*]
(LIGO Scientific Collaboration and Virgo Collaboration)
(Received 21 January 2016; published 11 February 2016)

On September 14, 2015 at 09:50:45 UTC the two detectors of the Laser Interferometer Gra
Observatory simultaneously observed a transient gravitational-wave signal. The signal swe
a strain of 1.0×10^{-21}. It match
of a pair of black holes and the
matched-filter signal-to-noise r
000 years, equivalent to a sign
Mpc corresponding to redshift
$_{\odot}$ and $29^{+4}_{-4}M_{\odot}$, and the final bl
. All uncertainties define 90% cre
ar-mass black hole systems. This is
of a binary black hole merger.

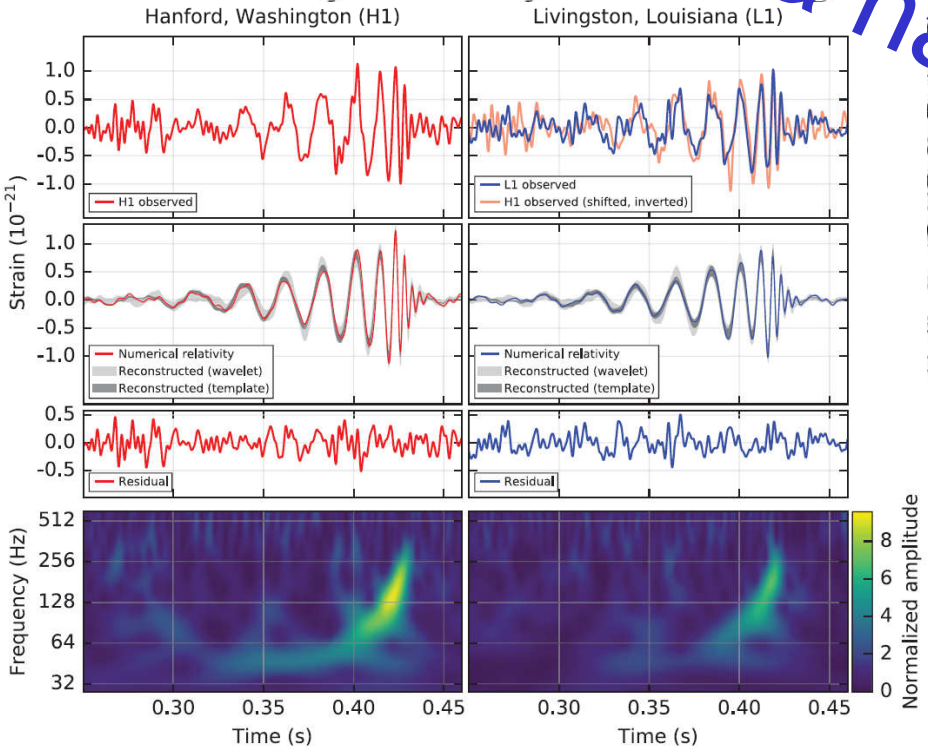

New era has begun

LIGO opens new window on the universe with observation of gravitational waves from colliding black holes

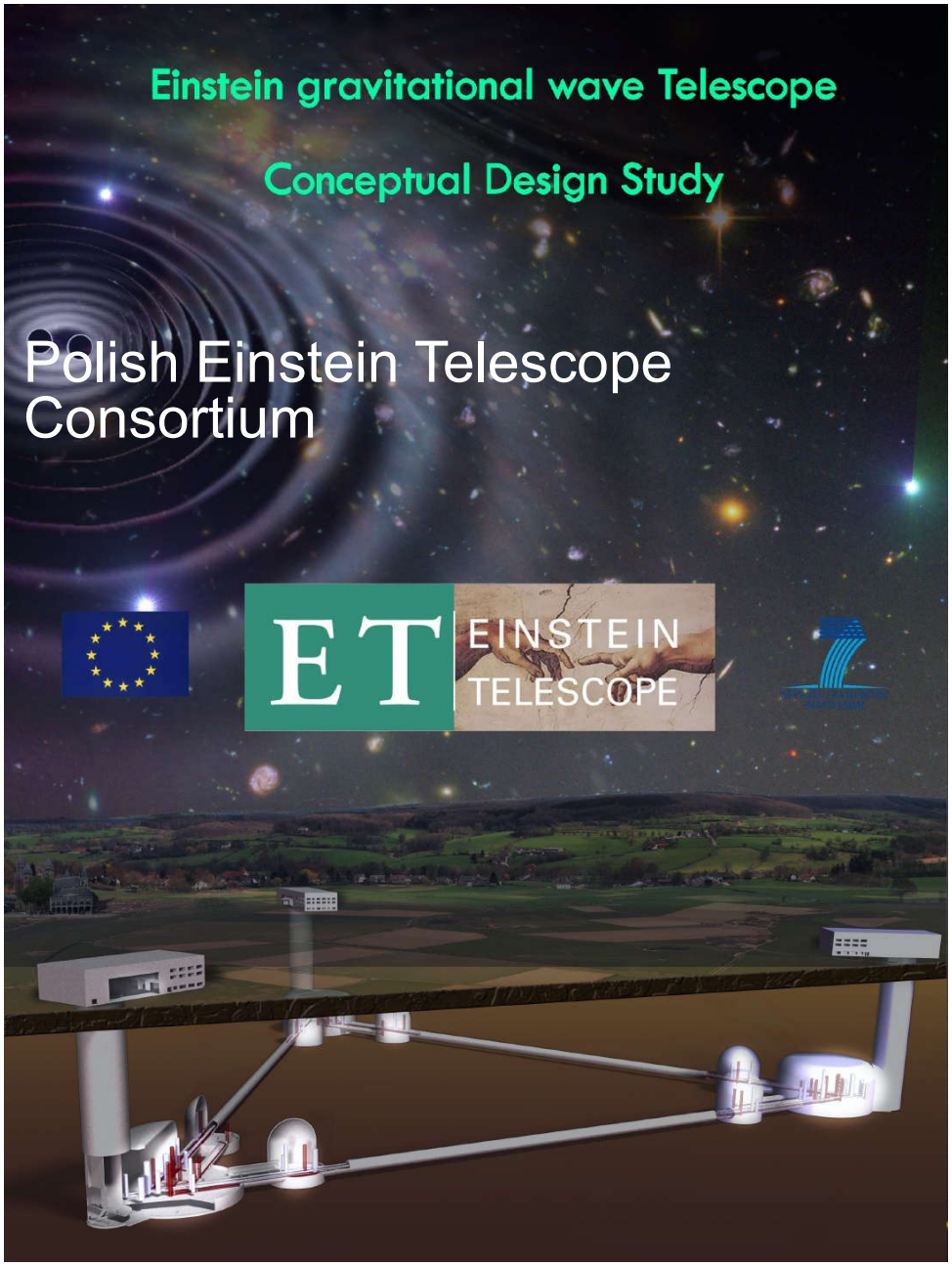

looking to the future:

Einstein Telescope

- Increased sensitivity
  great expectations

- Big catalogs of inspiral events up to cosmological distances

- Multi-messenger astrophysics

- Some of them would be gravitationally lensed

Predictions in papers:

Journal of Cosmology and Astroparticle Physics
An IOP and SISSA journal

Strong gravitational lensing of gravitational waves in Einstein Telescope

Aleksandra Piórkowska,[a] Marek Biesiada[a] and Zong-Hong Zhu[b]

[a]Department of Astrophysics and Cosmology, Institute of Physics, University of Silesia, Uniwersytecka 4, 40-007 Katowice, Poland
[b]Department of Astronomy, Beijing Normal University, Beijing 100875, China

A. Piórkowska *et al.* JCAP10(2013)022

Journal of Cosmology and Astroparticle Physics
An IOP and SISSA journal

Strong gravitational lensing of gravitational waves from double compact binaries — perspectives for the Einstein Telescope

Marek Biesiada,[a,b] Xuheng Ding,[a] Aleksandra Piórkowska[b] and Zong-Hong Zhu[a]

M. Biesiada et al JCAP10(2014)080

Journal of Cosmology and Astroparticle Physics
An IOP and SISSA journal

Strongly lensed gravitational waves from intrinsically faint double compact binaries — prediction for the Einstein Telescope

Xuheng Ding,[a] Marek Biesiada[a,b,c] and Zong-Hong Zhu[a]

[a]Department of Astronomy, Beijing Normal University, Beijing 100875, China
[b]Department of Astrophysics and Cosmology, Institute of Physics, University of Silesia, Uniwersytecka 4, 40-007 Katowice, Poland
[c]Kavli Institute for Theoretical Physics China, CAS, Beijing 100190, China
E-mail: dingxuheng@mail.bnu.edu.cn, marek.biesiada@us.edu.pl, zhuzh@bnu.edu.cn

X. Ding *et al.* JCAP12(2015)006

JCAP12(2015)

StarTrack intrinsic merger rates

M. Biesiada et al JCAP10(2014)080

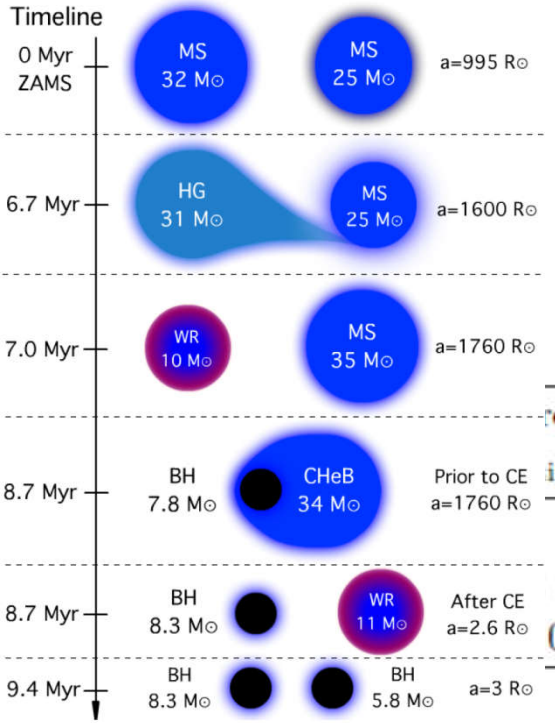

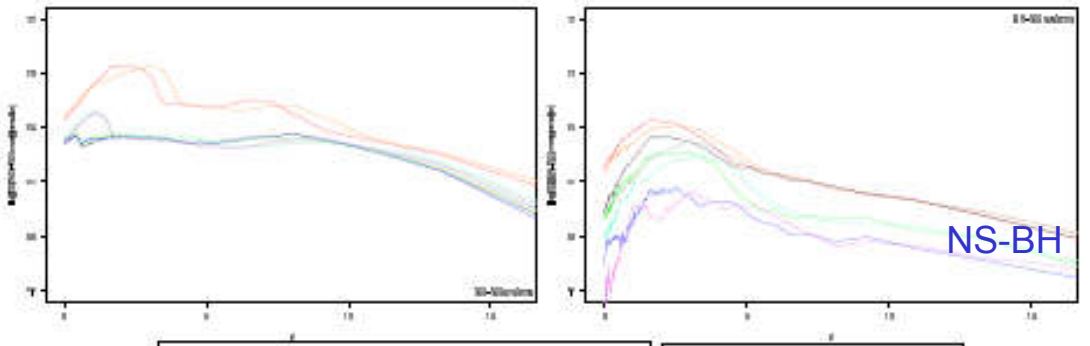

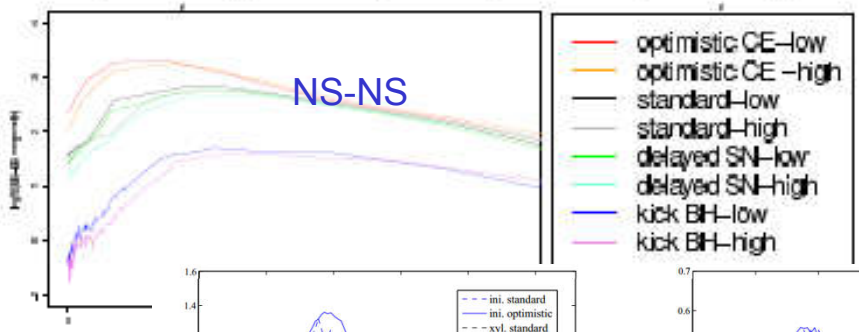

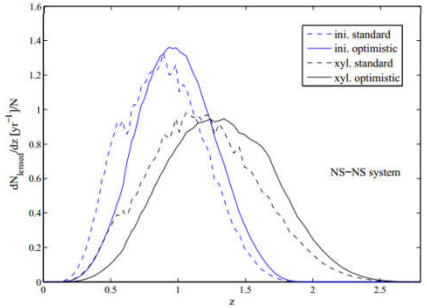

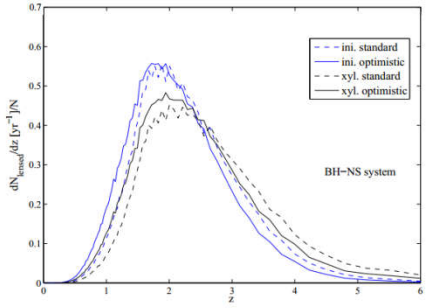

Differential lensing rate

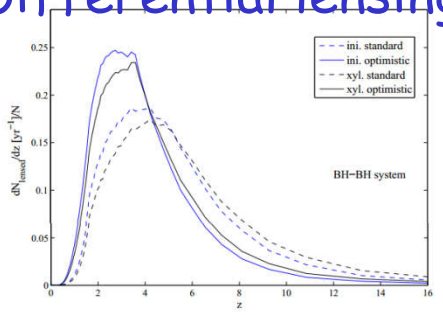

initial design	(0.4; 0.5; 0.5)	(1.1; 1.3; 1.3)
xylophone	(0.9; 1.1; 1.1)	(2.1; 2.4; 2.5)
BH-BH		
initial design	(30.3; 36.1; 37.6)	(99.1; 116.0; 120.
xylophone	(45.8; 54.9; 57.2)	(136.7; 160.8; 166
TOTAL		
initial design	(30.8; 36.7; 38.2)	(100.4; 117.4; 121
xylophone	(46.9; 56.2; 58.5)	(139.5; 164.2; 170

Table 3. Expected numbers of lensed GW events from
der different evolutionary scenarios. "High-end" metallic
Einstein Telescope in the initial and "xylophone" configuration.

PRL 118, 091102 (2017) PHYSICAL REVIEW LETTERS week ending 3 MARCH 2017

Speed of Gravitational Waves from Strongly Lensed Gravitational Waves and Electromagnetic Signals

Xi-Long Fan,[1,2,*] Kai Liao,[3] Marek Biesiada,[4,5] Aleksandra Piórkowska-Kurpas,[4] and Zong-Hong Zhu[1,5,†]
[1]School of Physics and Technology, Wuhan University, Wuhan 430072, China
[2]Departments of Physics and Mechanical & Electrical Engineering, Hubei University of Education, Wuhan 430205, China
[3]School of Science, Wuhan University of Technology, Wuhan 430070, China
[4]Department of Astrophysics and Cosmology, Institute of Physics, University of Silesia, Uniwersytecka 4, 40-007 Katowice, Poland
[5]Department of Astronomy, Beijing Normal University, Beijing 100875, China

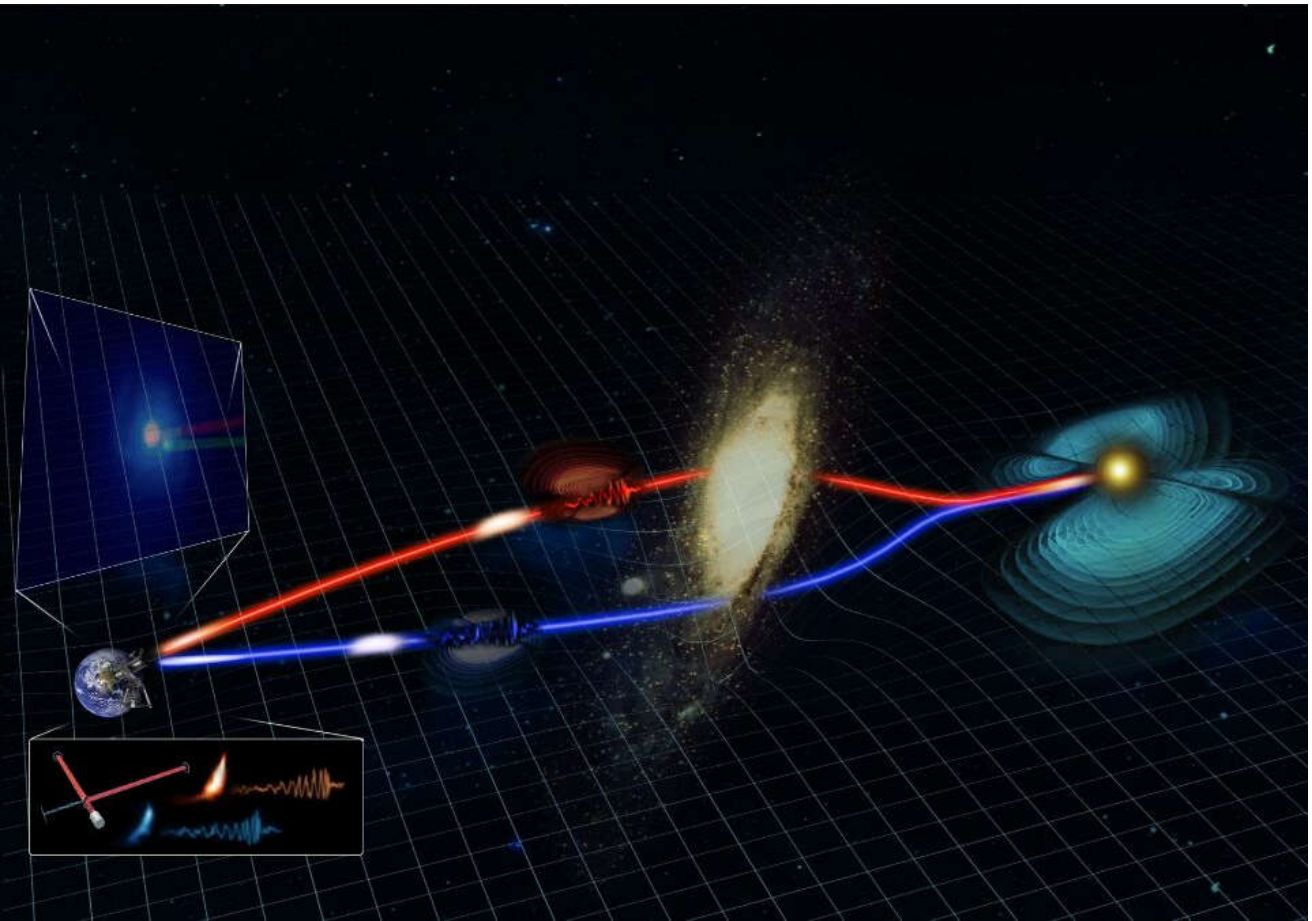

Difference in SL time delays in EM and GW windows

allow testing propagation speed of GWs

New opportunity for multimessenger astronomy

The Astrophysical Journal Letters, 803:L22 (5pp), 2015 April 20 doi:10.1088/2041-8205/803/2/L22
© 2015. The American Astronomical Society. All rights reserved.

IS THERE EVIDENCE FOR DARK ENERGY EVOLUTION?

Xuheng Ding[1], Marek Biesiada[1,2], Shuo Cao[1], Zhengxiang Li[1], and Zong-Hong Zhu[1]
[1] Department of Astronomy, Beijing Normal University, Beijing 100875, China
[2] Department of Astrophysics and Cosmology, Institute of Physics, University of Silesia, Uniwersytecka 4, 40-0071 Katowice, Poland
Received 2014 December 15; accepted 2015 March 16; published 2015 April 17

$$\tilde{h}(z) \equiv H(z)/H_0$$

$$\mathrm{Om}(z) = \frac{\tilde{h}^2(z) - 1}{(1+z)^3 - 1}$$

Sahni, V., Shafieloo, A. & Starobinsky, A.A., 2008, Phys. R ev. D, 78, 103502 [arXiv:0807.3548]

$$Om(z)_{\Lambda CDM} = \Omega_{m,0}$$

The Astrophysical Journal, 825:17 (9pp), 2016 July 1 doi:10.3847/0004-637X/825/1/17
© 2016. The American Astronomical Society. All rights reserved.

CrossMark

WHAT ARE THE Omh^2 (z_1, z_2) AND Om (z_1, z_2) DIAGNOSTICS TELLING US IN LIGHT OF $H(z)$ DATA?

Xiaogang Zheng[1,2], Xuheng Ding[1,3], Marek Biesiada[1,2], Shuo Cao[1], and Zong-Hong Zhu[1]
[1] Department of Astronomy, Beijing Normal University, Beijing 100875, China
[2] Department of Astrophysics and Cosmology, Institute of Physics, University of Silesia, Uniwersytecka 4, 40-007, Katowice, Poland
[3] Department of Physics and Astronomy, University of California, Los Angeles, CA 90095-1547, USA
Received 2016 February 17; revised 2016 April 5; accepted 2016 April 21; published 2016 June 27

Two-point $Om(z_1, z_2)$ diagnostic:

$$Om(z_1, z_2) \equiv Om(z_1) - Om(z_2)$$

$$= \boxed{\frac{\tilde{h}^2(z_1) - 1}{(1+z_1)^3 - 1} - \frac{\tilde{h}^2(z_2) - 1}{(1+z_2)^3 - 1}}$$

Shafielo o, A., Sahni, V. & Starobinsky, A.A., 2012, Phys. Rev. D, 86, 1 03527 [arXiv:1205.2870]

Left side: $\boxed{H(z), H_0}$

Right side:

$$\boxed{Om(z_i, z_j)_{\Lambda CDM} = 0}$$

Two-point $Omh^2(z_1, z_2)$ diagnostic:

$$Omh^2(z_i, z_j) = \boxed{\frac{h^2(z_i) - h^2(z_j)}{(1+z_i)^3 - (1+z_j)^3}}$$

Sahni, V., Shafielo o, A. & Starobinsky, A.A., 2014, Astrophys. J., 793, L40 [arXiv:1406.2209]

$\boxed{h(z) \equiv H(z)/100\ km\ s^{-1}\ Mpc^{-1}}$

Left side: $\boxed{H(z)}$

Right side:

$$\boxed{Omh^2(z_i, z_j)_{\Lambda CDM} = \Omega_{m,0} h^2}$$

A sample of n measurements offers us n(n−1)/2 different values of two point diagnostics.

The price is – manifestly non-Gaussian, heteroscedastic

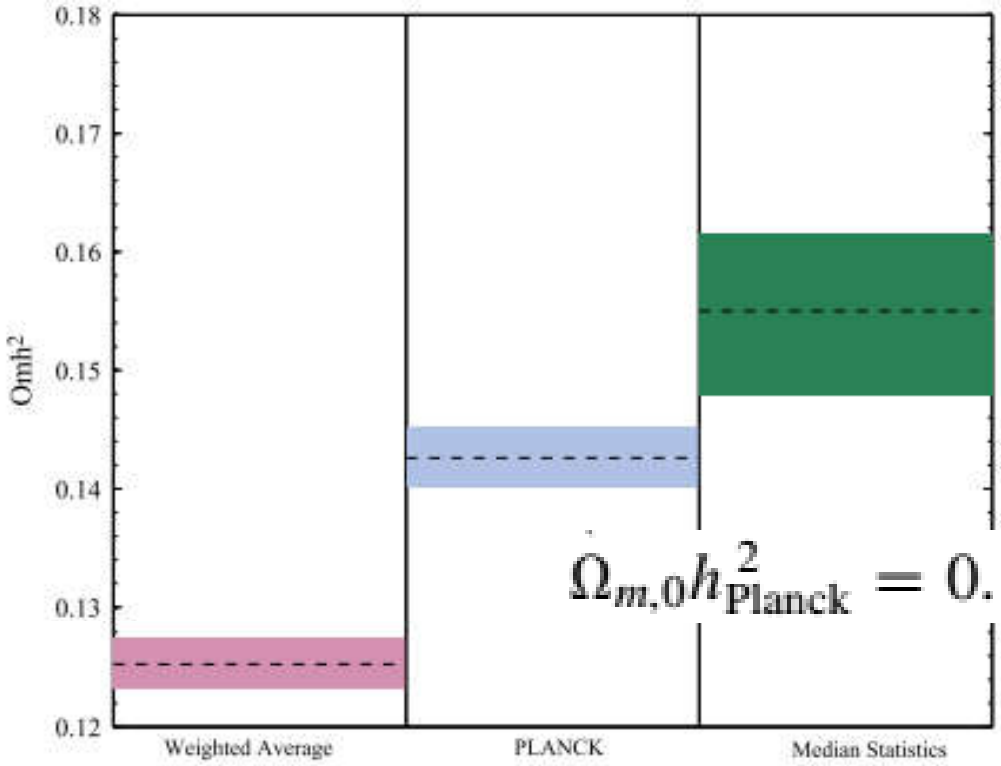

$$\mathrm{Om}h^2_{(\mathrm{median})} = 0.1550^{+0.0065}_{-0.0072}$$

$$\Omega_{m,0}h^2_{\mathrm{Planck}} = 0.1426 \pm 0.0025$$

$$\mathrm{Om}h^2_{(w.m.)} = 0.1253 \pm 0.0021$$

LCDM model is not passing a litmus test …

Results obtained in collaboration with China

Beijing Normal University, Beijing, China

Group led by prof. Zong-Hong Zhu

> 20 common papers during last 3 years

A.Piórkowska
visiting scientist
2014

Conclusion:

Incoming era of precision cosmology requires not only more accurate but also independent probes of the Universe

Stay tuned !